



RANDA

Doors, Mouldings and Plywood



CONTENTS

04 Finishes

07 Discover our doors

DOORS

09 Flush Door Line

12 Belíssima Door Line

14 Concept Door Line

16 Contemporânea Door Line

18 Style Door Line

20 Essence Door Line

22 Veneziana Door Line

24 Pre-Hung Kit

26 Pivoting Door Kit

28 Sliding Door Kit

COMPONENTS

29 Door Jambs

31 Trims

32 Baseboards

MOULDINGS

33 Mouldings

PLYWOOD

36 Standardization

40 Certifications

44 Discover excellence:
Randa Innovation and Quality

PANELS

35 Glued Edge Panels




For each
ENVIRONMENT
A PERSONALITY
a story

Each space reflects a bit of who inhabits it, and together, they tell the story of a life's journey, from the welcoming simplicity of the bedroom to the creative enthusiasm of the office. That's why we have such fascination and dedication in creating our products.

After all, your environment will tell the most beautiful story of all: Yours!

FINISHES

PREMIUM | Lacquer PU

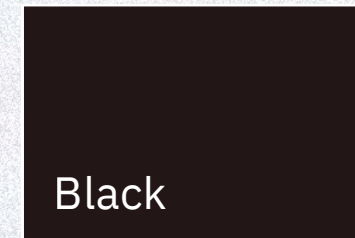


Pigmented with Italian Technology 

SUBLIME | Protection

SUPERIOR
STANDARD

— ★ ★ ★ —


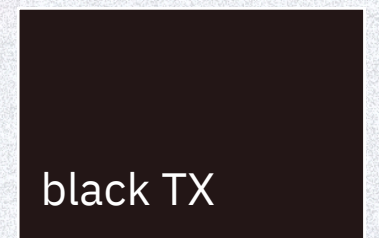




European Coating 

ECO SOUL | PET

SOFT
TOUCH


 *Eco-Friendly Material*



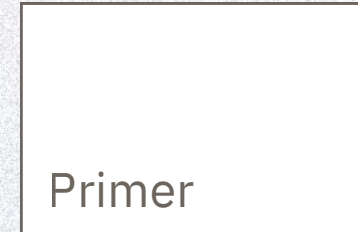
Randa offers many finishing options for its products, with various standards.

Choose which one suits best your environment.



NEOCLEAR Melamine




OFF-WHITE Pre-Finishing



CLASSIC | Natural Blade



NEOCLASSIC Melamine



IMPRESSION CLASSIC | Painting





DISCOVER OUR DOORS

The door is the beginning of everything.

Randa doors offer the perfect balance between aesthetics and functionality.

The technology employed in our processes and the use of renewable raw materials make our doors a sustainable and intelligent choice.

MODERN RESISTANT ECOLOGICAL



03 Options of core filler


*Honeycomb Core
Semi-Solid Core
Bondoor Core*

*Premium
Sublime
Eco Soul
Neo Clear*

*Off-White Classic
Neoclassic
Impression Classic*

100%
HARDWOOD

*Base of the Door
Jambs and Trims in
HDF (High-Density
Fiberboard) or PVC
(Wooden PVC)*





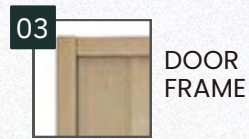
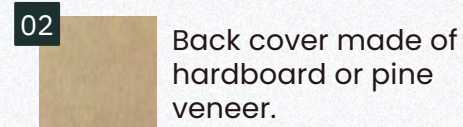
A marca da gestão florestal responsável



3 Options of core filler




COMPOSITION FROM a BRINGS



Core HONEYCOMB CORE

- Interior of the door in honeycomb structure
- Good structural strength
- Reduced weight
- Excellent cost-benefit ratio
- 3/4 inch honeycomb structure supports up to 3 tons/m²

Application:
Internal environments



Filler SEMI-SOLID CORE

- Filled with renewable wood slat
- Greater structural strength
- 70% internal wood fill

Application:
Internal environments



Filler SOLID BONDOOR CORE

- Pine spp particle panel, resin bonded
- Better acoustic and thermal insulation
- Density of 270 kg/m³

Application:
Internal environments

DOOR LINE FLUSH



DIMENSIONS *Measurements in millimeters*

Heights	Widths			
2100	600	620	700	720
	800	820	900	920
	1000	1050	1100	1200
2200	1000	1050	1100	1200
2400	1000	1050	1100	1200

Measurements for a single door leaf

AVAILABLE FINISHES

PREMIUM |Laca PU



White

SUBLIME |Protection



White



black

ECO SOUL |PET



White



Gray



Black TX



Freijó



Gianduia TX

NEO CLEAR



White

OFF-WHITE



White

CLASSIC



Curupixá



Ipê



Angelin



Tauari

NEOCLASSIC



Niagara

IMPRESSION CLASSIC



Curupixá



Carvalho
Naturale

The doors are sold as individual slab or kits.

The kits are not available in a natural wood veneer finish.

Availability of KIT finishes varies by composition.



DOOR LINE FLUSH PROTECTION


The Flush Door with Sublime Protection finish

Randa uses a high-performance European coating, developed with a protective plastic film integrated into the finish.

This protection remains throughout the entire manufacturing process, transportation, storage, installation, and construction process, ensuring complete protection against dust, paint splatters, surface scratches, and dirt typical of the construction environment.

Only after the work is completed the film removed, revealing a flawless surface, without marks and with preserved aesthetic integrity, ensuring to the customer a door with a perfect finish that has been preserved from the factory to its final use.

SUBLIME | Protection



White



Black



DOOR LINE BELÍSSIMA

The sophistication carved in lines, RANDA Trimmed Doors, in several options of trims.



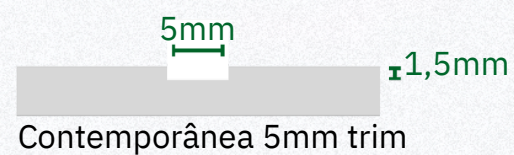
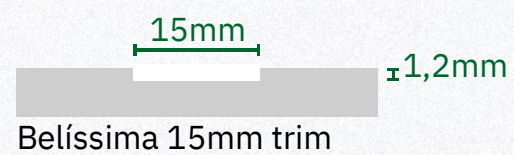
DIMENSIONS

Measurements in millimeters

Heights	Widths			
2100	600	620	700	720
	800	820	900	920
	1000	1050	1100	1200
2200	1000	1050	1100	1200
2400	1000	1050	1100	1200


Measurements for a single door leaf

TYPES OF TRIMS




AVAILABLE finishes

ECO SOUL | PET




CLASSIC



PREMIUM | Laca PU




OFF-WHITE



The doors are sold as individual slab or kits.

The kits are not available in a natural wood veneer finish.

Availability of KIT finishes varies by composition.





DOOR LINE

CONCEPT

Belíssima



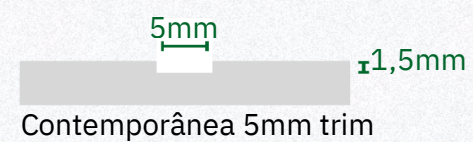
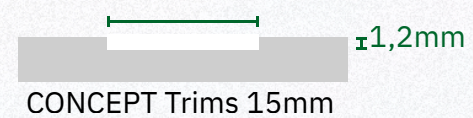
DIMENSIONS

Measurements in millimeters

Heights	Widths			
2100	600	620	700	720
	800	820	900	920
	1000	1050	1100	1200
2200	1000	1050	1100	1200
2400	1000	1050	1100	1200


Measurements for a single door leaf

TYPES OF 15mm Trims




AVAILABLE finishes

ECO SOUL |PET




CLASSIC



PREMIUM |Same PU



OFF-WHITE



The doors are sold as individual slab or kits.

The kits are not available in a natural wood veneer finish.

Availability of KIT finishes varies by composition.





DOOR LINE **CONTEMPORANEA**

Belíssima

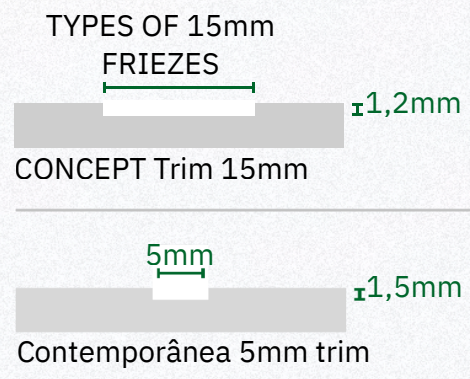


DIMENSIONS

Measurements in millimeters


Heights	Widths			
2100	600	620	700	720
	800	820	900	920
	1000	1050	1100	1200
2200	1000	1050	1100	1200
2400	1000	1050	1100	1200

Measurements for a single door leaf




AVAILABLE finishes

ECO SOUL |PET




CLASSIC



PREMIUM |Same PU



OFF-WHITE



The doors are sold as individual slab or kits.

The kits are not available in a natural wood veneer finish.

Availability of KIT finishes varies by composition.





DOOR LINE **STYLE** *Doors with Mouldings*



Model 01



Model 02



Model 03

DIMENSIONS


Measurements in millimeters

Heights	Widths		
2100	600	620	700
	800	820	900
	1000	1050	1100
2200	1000	1050	1100

Measurements for a single door leaf

AVAILABLE finishes

ECO SOUL | PET



White

Gray

Black TX

Freijo

Gianduia TX

The doors are sold as individual panels or in kits.

The kits are not available in a natural wood veneer finish.

The availability of finishes for the KIT varies depending on the composition.





DOOR LINE ESSENCE

Doors with Mouldings



DIMENSIONS


Measurements in millimeters

Heights	Widths		
2100	600	620	700
	800	820	900
	1000	1050	1100
2200	1000	1050	1100

Measurements for a single door leaf

AVAILABLE finishes

ECO SOUL |PET



White

Gray

Black TX

Freijo

Gianduia TX

The doors are sold as individual panels or in kits.

The kits are not available in a natural wood veneer finish.

The availability of finishes for the KIT varies depending on the composition.





DOOR LINE VENEZIANA



Off White
Primer



Sublime
Black

DIMENSIONS

Measurements in millimeters

Heights	Widths			
2100	600	620	700	720
	800	820	900	920
	1000	1050	1100	1200
2200	1000	1050	1100	1200
2400	1000	1050	1100	1200

Measurements for a single door leaf

AVAILABLE finishes

PREMIUM | Same PU



White

SUBLIME | Protection



White



Black

NEO CLEAR



White

OFF-WHITE



White

The doors are sold as individual panels or in kits.

The kits are not available in a natural wood veneer finish.

The availability of finishes for the KIT varies depending on the composition.





DOOR KIT PRE-HUNG

The best projects deserve **RANDA Pre-Hung Kit.**



A Marca do manejo florestal responsável



THE KIT CONTAINS:

5 LINES OF DOOR SLAB
FOR YOU TO CHOOSE
Lisa
Beautiful
Contemporary
Venetian Concept

FINISHES
Neoclassic
Impression Classic

OPTIONAL HINGES AND LOCKS

JAMB AND TRIM

SEALING AND DAMPING RUBBER


The Randa Pre-Hung Kits, assembled with door, jambs and trim, ready to be installed, offers agility, practicality and beauty for all types of construction.

Our product has five lines and two finish possibilities and the optional hinges and locks. All this ensures greater flexibility and productivity for your construction.

PRE HUNG HINGED DOOR KIT

PRE HUNG PIVOTING DOOR KIT

PRE HUNG SLIDING DOOR KIT



**EASY INSTALLATION
EFFICIENCY & AGILITY**

Doors, Jambs and trims are sold in kits or separately.



DOOR KIT PRE HUNG HINGER


*The best projects deserve
RANDA Pre-Hung Kit.*

THE SMARTEST SOLUTION for your PROJECT

*Easy installation, greater
efficiency and agility.*



A Marca do manejo
florestal responsável



PRE
HUNG
HINGED
DOOR KIT

Door Width	Gap width
600	680
620	700
700	780
720	800
800	880
820	900
900	980
920	1000

Door Height	Span height
2100	2150

Measurements in millimeters

PRE
HUNG
SLIDING
DOOR KIT

Door Width	Gap width
600	650
620	670
700	750
720	770
800	850
820	870
900	950
920	970

Door Height	Span height
2100	2150

Measurements in millimeters

PRE
HUNG
PIVOTING
DOOR KIT

Door Width	Gap width
900	1000
920	1020
1000	1100
1100	1200
1200	1300

Door Height	Span height
2100	2160

Measurements in millimeters

TECHNICAL SUPPORT
ON SITE

We have a specialized team to
better serve your project with
necessary technical assistance.

FIND THE RIGHT
MEASUREMENT FOR
EACH DOOR SIZE



Each kit has an identification
label for better control and
traceability within your
construction site.



CUSTOMER
SPECIFICATION

PRODUCT
DESCRIPTION

PLACE OF
INSTALLATION
ON SITE



PRE HUNG DOOR KIT SLIDING

Why choose

Randa Ready-to-Install Door Kit


It is the experience of more than 35 years synthesized into one product.

Agility, functionality, design, and modernity, all aligned in a complete solution for your project.



component line DOOR JAMBS


RUBBER
DAMPING



MDF RH
PVC WOOD

ADJUSTABLE
JAMB


COATING
(PET-PVC)



MDF RH
PVC WOOD

AVAILABLE finishes

SUBLIME |Protection




White



Black

NEO CLEAR



White

ECO SOUL |PET



White



Gray



Black TX



Freijo



Gianduia TX

NEOCLASSIC



Niagara

IMPRESSION CLASSIC



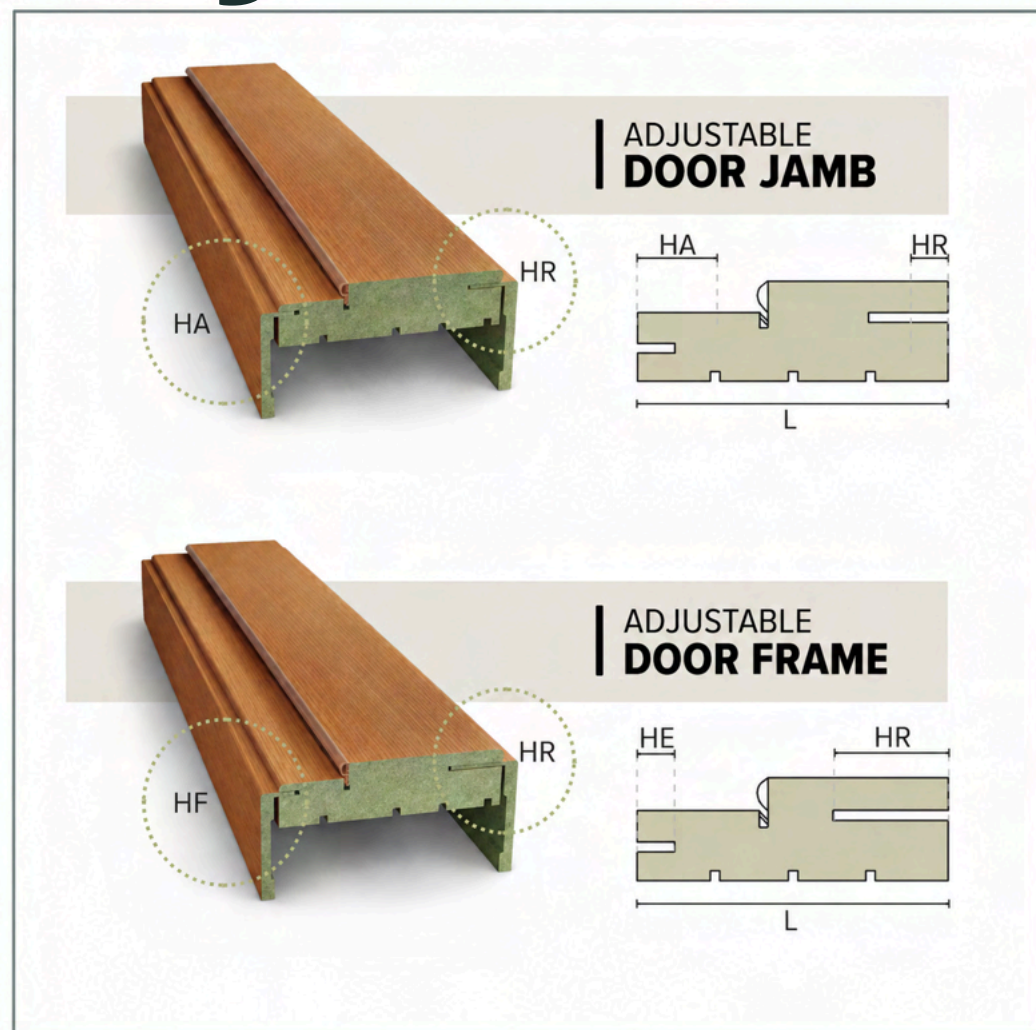
Curupixá



Oak
Natural

Randa door jambs are manufactured using HDF HIDRO and PVC Wood, and utilize PUR (polyurethane) adhesives for material compaction, ensuring the longevity of the pieces and protecting them from moisture and insects. Their adhesion system waterproofs the pieces, making them more water-resistant.

component line JAMBS




AVAILABLE MATERIALS



MDF RH



PVC Wood



PVC Wood is ideal for door frames because it does not absorb moisture, does not swell, is immune to termites, and keeps the door aligned for many years, being extremely resistant and stable.

HDF Hidro offers an excellent finish, good resistance to internal moisture, and high aesthetic precision, making it perfect for projects that value visual appeal and cost-effectiveness.

While PVC Wood offers maximum durability, HDF Hidro ensures versatility and a premium finish, which is why RANDA uses both according to the needs of the environment and the project.

Adjustable Pattern

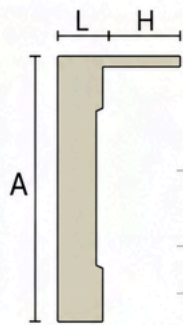
L	TYPE		Fixed Rod (HF)	Adjustable Rod (HA)
	Jamb Adjustable	Rod Adjustable		
75	Adjustable	Adjustable	10	20
100	Adjustable	Adjustable		
120				
140				
160				
180				
200	Adjustable	Adjustable		10
220				

Door frames smaller than 100mm must be adjustable. Maximum size: 220mm. If a larger door jamb is required, special rods can be used.

COMPONENTS LINE TRIM

Randa trims are produced in HDF HYDRO, MDF or PVC Wood and are available in various sizes and colors. HDF Hydro is humidity resistant, which gives the product a longer shelf life. PUR (polyurethane) adhesives are also used in the compaction of the material, to ensure the longevity of the parts.

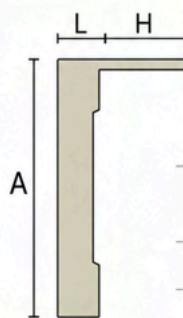
ADJUSTABLE TRIM



Width (L)	Stem (H)	Height (A)
12	10 20	50 70 100


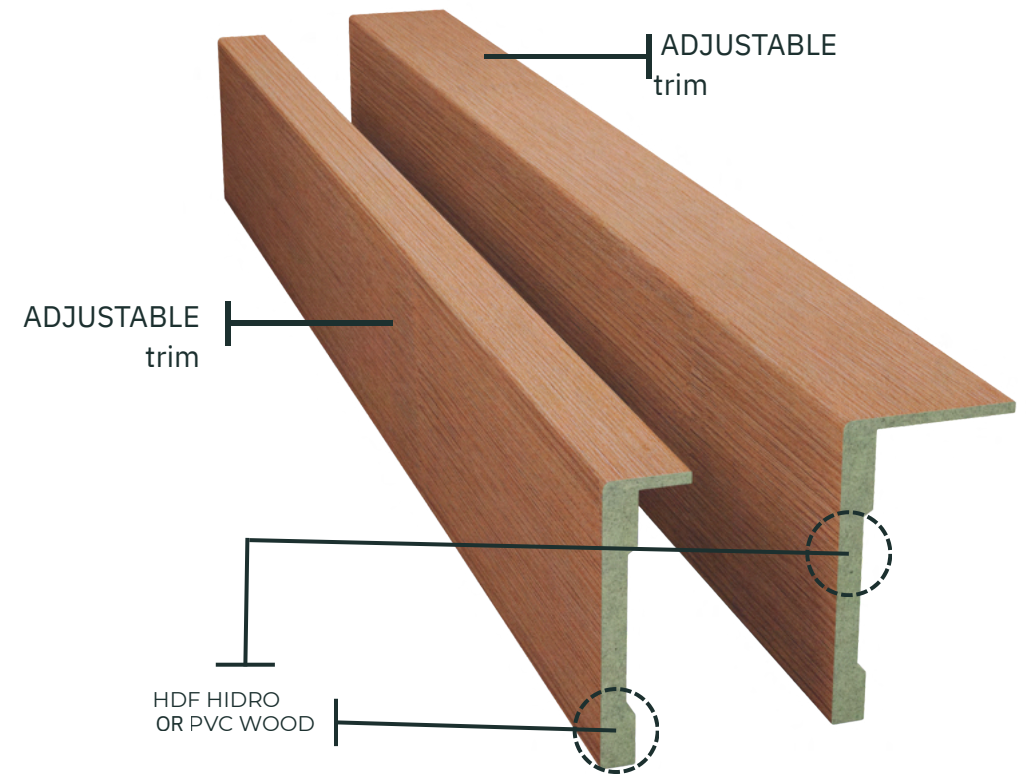
Measurements in millimeters

ADJUSTABLE TRIM




Width (L)	Stem (H)	Height (A)
12	60	50 70 100

Measurements in millimeters



MDF RH
PVC WOOD


ECO SOUL |PET



SUBLIME |Protection



NEOCLASSIC



Niagara

IMPRESSION CLASSIC



Curupixá

Carvalho
Naturale

NEO CLEAR



White

OFF-WHITE



White

AVAILABLE MATERIALS



MDF RH



PVC Wood

COMPONENTS LINE BASEBOARDS

The baseboards are produced in HDF Hydro or PVC Wood, which provides a longer lifespan to the product. The use of PUR (polyurethane) adhesives in the compaction of the material guarantees the longevity of the parts, protecting them from humidity and insects.

Before the application of the primer, the natural wood is impregnated by a protective film at 150 degrees, ensuring a superior finish. Its adhesion system waterproofs the parts, making them more water resistant.

MDF RH, or PVC Wood




ECO SOUL |PET



SUBLIME |Protection



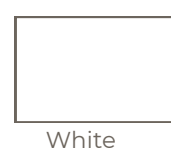
NEOCLASSIC



IMPRESSION CLASSIC



NEO CLEAR



OFF-WHITE



AVAILABLE MATERIALS

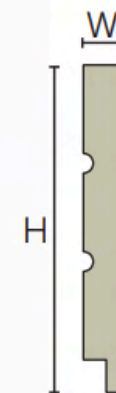


MDF RH



PVC Wood

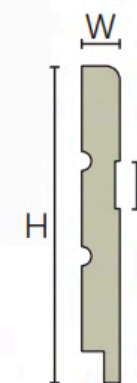
SMOOTH BASEBOARD



W (width)	H (height)			
12	50	100	150	200

Measurements in millimeters

W/TRIM BASEBOARD



W (width)	T (trim)	H (height)			
12	15	50	100	150	200


Measurements in millimeters

LINE MOULDINGS




The variety of our profiles


Base	S4S Boards
Base Cap	Split Jambs
Brick Mould	Stool
Casing	Stop
Chair Rail	Mitered Profiles
Crown	



Raw FJ Pine



Primed FJ Pine



EDGE - GLUED



RAW



S4S



SPLIT JAMBS



SMALLS



MITERED




Edge glued PANELS

Randa's Glued Edge Panels are manufactured using carefully selected solid wood and advanced production processes, ensuring high durability and a superior surface finish.

Face quality

"A" PAINEL

Finger Joint - Side



Finger Joint - Face



"B" PAINEL

Solid



Finger Joint



"C" PAINEL

Solid




Finger Joint




Finger joint quality

Quality A (Finger Joint - Face)



Quality A (Finger Joint - Side)



The result is a panel solutions that meet the most demanding market requirements, combining performance, aesthetics, and reliability.






LINE PLYWOOD

Randa plywood goes through several steps to ensure high quality, from drying to classification, according to the climatization time of the veneer. The multiply of the veneers and the excellent bonding prevent the warping of the panel.

WATER RESISTANT
FLEXIBLE AND PRACTICAL
NATIONAL AND
INTERNATIONAL
CERTIFICATIONS

CLASSIFICATION



This product is widely used in the construction industry, both domestically and internationally.





LINE PLYWOOD

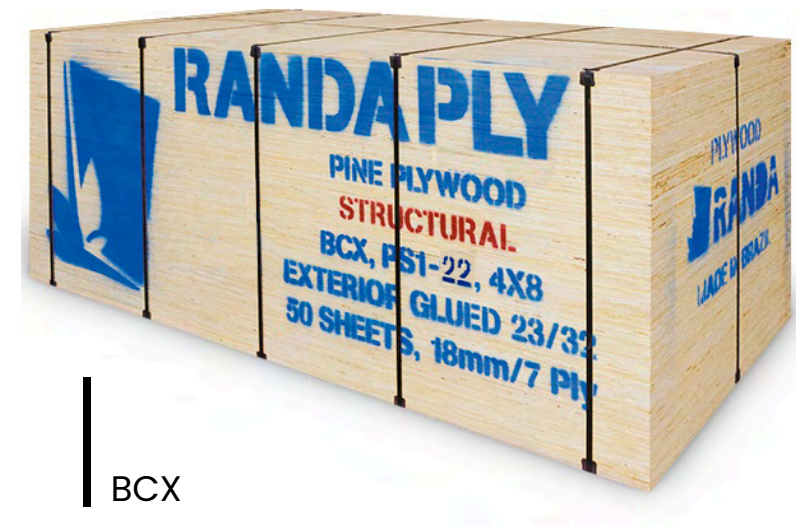
WATER RESISTANT
FLEXIBLE AND PRACTICAL
NATIONAL AND INTERNATIONAL CERTIFICATIONS



FILM FACED




BB OES



BCX



T&G 2 / T&G4
AMERICANO E
EUROPEU



C+/C OES -
C+/C+ OES



C+/C -B/C -
C+/C+ -
B+/C+

NATIONAL AND INTERNATIONAL CERTIFICATIONS


All this with the guarantee of quality proven by the most prestigious national and international certifications.



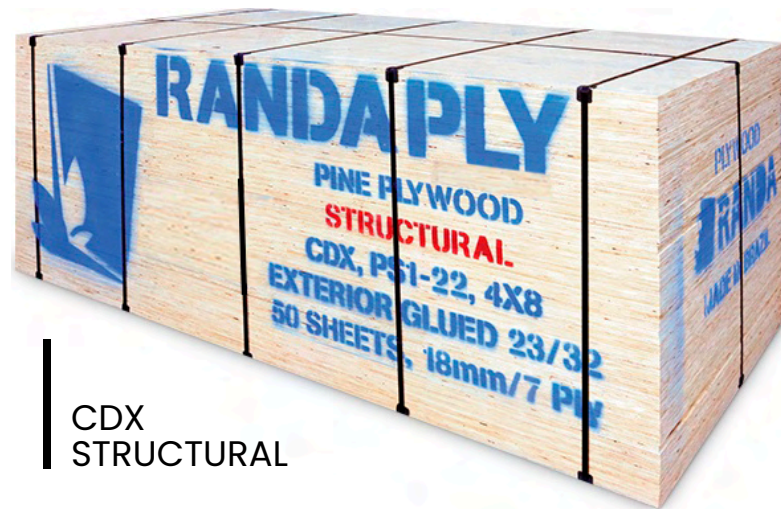
Produto Certificado:
Compensado
Plastificado 18mm



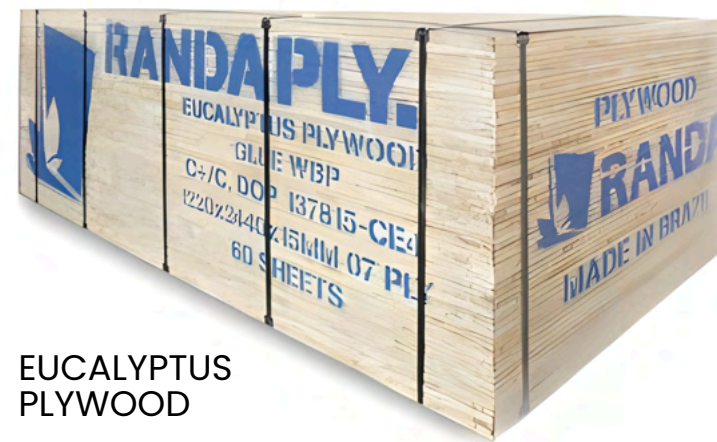
A marca da
gestão florestal
responsável



CE 2+ CE 4




CDX
STRUCTURAL



EUCALYPTUS
PLYWOOD

Nominal Thickness	Number of Layers
6 mm	5
9 mm	3 / 5
12 mm	5 / 7
15 mm	5 / 7 / 9
17 mm	5 / 7 / 9
18 mm	5 / 7 / 9 / 11
21 mm	7 / 9 / 11 / 13
24 mm	9 / 11 / 13 / 15
<i>*For other variations, please consult us.</i>	



BUILDER'S
GRADE



SHOP
GRADE




CHECK OUT OUR CERTIFICATIONS

With rigorous traceability, safety, and quality controls, we ensure a sustainable product from the management of our forests to your construction site. All of this is proven by national and international certifications.

REFERENCE IN
QUALITY AND
RELIABILITY

*Unmatched
quality*



CERTIFICATIONS NATIONAL AND INTERNATIONAL



ABNT

In the quality sectoral programs (PSQ Wooden Doors for Buildings and PSQ Laminated Plywood), Randa was one of the pioneer companies to seek to meet ABNT standards, bringing both certifications to its products and maintaining a commitment to a high standard.



Ports: NBR 15.930-2 Laminated Plywood: NBR 17001:2021

PS1-22

PS1-22

We hold the PS 1 Structural Plywood classification, which ensures high standards of quality, strength, and performance in our structural plywood. This certification proves the suitability of our products for demanding structural applications, meeting the needs of the construction industry in markets that require a high level of technical expertise and reliability.



FSC®

Focusing on environmental, social and economic sustainability, the Randa Group certified its main products with the FSC Label and assures its customers that the raw material used in its production lines comes from environmentally friendly and responsible forests

A marca da
gestão florestal
responsável



CE2+, CE4 E UKCA

In order to meet the requirements of the European Community and the United Kingdom, CE4, CE2+ and UKCA certification have been achieved and are maintained through strict quality controls in the production lines of Structural and Non-Structural Plywood. With its own laboratory and accredited, the company Randa maintains a strict quality control and analyzes its produced batches on a daily basis.



CARB E EPA

The products produced by the Randa Group are approved by EPA and CARB certification, which guarantees to its customers products with low formaldehyde emission levels, a requirement of several American and European countries.



IRAM

Our phenolic plywood is certified by IRAM Argentina, which recognizes the product's quality, strength, and reliability for various applications. This certification reinforces Randa's commitment to offering phenolic plywood with technical standards, safety, and performance for increasingly demanding markets.

Discover excellence.

RANDA

INNOVATION

QUALITY

Since 1985, offering the best solutions for national and international markets, Randa has become a reference in reliability.

More than 40 years of experience combined with the most modern technological processes, gives our products the qualities that the market seeks: innovation, practicality, quality, reliability, and sustainability.

MILL 01

- Administrative and corporate offices
- Production of Doors, Kits, Veneers and Plywood



Since
1985

150 000 m²

of industrial area, one of the most modern door, plywood and moulding factories in the world.

ONE OF THE MAIN EXPORTERS OF THE COUNTRY

In addition to serving all regions of Brazil, our company reaches customers in 5 continents around the globe, with a special focus on the North American market.

FACTORY 02

- Wood Sawmill
- Moulding Production
- Panel Production



FACTORY 03

- Veneers and Plywood production



We *think*
beyond...

The timber plantation, covering more than 3,000 hectares through an efficient forest management program, guarantees renewable raw materials for the manufacture of Randa products.

That's sustainability!






By choosing Randa, you join a company that believes in the power of sustainability to change the world.

Join us!


40

YEARS | RANDA



 randa@randa.com.br

 www.randa.com.br

 +55 (42) 3553-1378

 @randaportasoficial

 randaportasoficial

 Av. Ismael Camargo dos Santos,
539 - São Cristóvão | Bituruna - PR

Associate



Participation





Ao escolher a Randa, você se une a uma empresa que acredita no poder da sustentabilidade para transformar o mundo.

Junte-se a nós!

